

**Watercomfort Company**

presents

ParaQuad Contract codes

Beds

**PH 1300 734 664**

**Beds**

**are**

**HIRED EQUIPMENT**

**Mattress and accessories ordered separately**

Watercomfort Company will supply UPS with the hire of an electric bed for critical care clients, upon request.

**UPS** = uninterrupted power supply i.e. **Battery backup**



**Vascular support**  
Manual lift and Manual lower



**Bed extension**

**RAP ITEM CATEGORY: AB01**  
**PRODUCT CODE: 5500**  
**PRODUCT NAME: ELECTRIC BED PULL APART**

Alrick single pull-apart electric bed  
Powder coated frame, mesh base  
Electric hilo, electric head & electric knee break  
PLUS trendelenberg tilt  
Adjustable height 295mm to 745mm on 100mm braking wheels  
Sleeping surface 900 x 2000mm length  
Overall width 930mm x overall length 2190mm  
High clearance for lifters  
Maximum User Weight 200kg capacity  
Beds are Hire equipment  
Mattress is ordered separately  
Bed extension and bolster is optional extra and ordered separately BEDEXT  
Watercomfort will include for critical care upon request UPS (uninterrupted power system) ie battery backup

**RAP ITEM CATEGORY: AB01**  
**PRODUCT CODE: 5500W**  
**PRODUCT NAME: ELECTRIC BED WIDE PULL APART**

Alrick WIDE pull-apart electric bed  
Sleeping surface 1050 x 2010mm length  
Overall width 1150 x overall length 2180mm  
High clearance for lifters  
Maximum User Weight 200kg capacity  
Beds are Hire equipment  
Mattress is ordered separately  
Bed extension and bolster is optional extra and ordered separately BEDEXT + modify to 3'6  
Watercomfort will include for critical care upon request UPS (uninterrupted power system) ie battery backup

**RAP ITEM CATEGORY: AB12**  
**PRODUCT CODE: BLP**  
**PRODUCT NAME: BED LIFTING POLE**

- Bed lifting pole to suit bed brand
- Order to suit brand
- Must know brand of bed



**RAP ITEM CATEGORY: AB12**  
**PRODUCT CODE: 3011**  
**PRODUCT NAME: OVER BED FRAME**

- Freestanding bed lifting pole
- Chain and triangle



**RAP ITEM CATEGORY: AB12**  
**PRODUCT CODE: 3011S**  
**PRODUCT NAME: OVER BED FRAME**

- Freestanding bed lifting pole
- Strap and triangle

**RAP ITEM CATEGORY: AB09**  
**PRODUCT CODE: BDDR**  
**PRODUCT NAME: BED DROP DOWN RAILS**


- Bed drop down rails to suit bed
- Order to suit bed - • Must know brand of bed
- Alrick horizontal drop down, fold away rails (pair)
- Not suitable for agitated clients (stronger vertical rails recommended)
- Do not use as a turning tool (stronger vertical rails are



Alrick Horizontal

**RAP ITEM CATEGORY: AB09**  
**PRODUCT CODE: RAILS PADDED**  
**PRODUCT NAME: PADDED SIDE RAIL COVERS**

- Padded side rail covers (pair)




**RAP ITEM CATEGORY: AB09**  
**PRODUCT CODE: RAILS LARGE**  
**PRODUCT NAME: LARGE CLAMP ON RAIL**

- Large clamp on rail to suit bed
- Must know brand of bed
- Alrick 400mm wide x 300 high



**RAP ITEM CATEGORY: AB09**  
**PRODUCT CODE: RAILS SMALL**  
**PRODUCT NAME: SMALL CLAMP ON RAIL**

- Small clamp on rail to suit Invacare bed
- 25x30cm



**Vascular support**  
Manual lift and Manual lower



**Bed extension**

**RAP ITEM CATEGORY: AB01**

**PRODUCT CODE:**

**2001**

**PRODUCT NAME: ELECTRIC STANDARD BED**

Alrick standard bed

Single 3' electric bed, sheet metal base

Electric hilo, electric head & electric knee break

Vascular support – manual lift and manual lower

Sleeping surface width 870mm x length 1990mm

Overall width 995mm x length 2165mm

Adjustable height 250/270mm - 720mm on 125mm braking wheels

Optional extra - bed extension 200mm

Maximum User Weight 200kg capacity

Mattress is ordered separately

Consider OH&S re access - consider pull apart bed

Watercomfort will include for critical care upon request UPS (uninterrupted power system) ie battery backup

**RAP ITEM CATEGORY: AB01**

**PRODUCT CODE:**

**2001W**

**PRODUCT NAME: ELECTRIC WIDE BARIATRIC BED**

Alrick King Single bariatric wide bed

Wide 3'6 electric bed, sheet metal base

Electric hilo, electric head & electric knee break

Vascular support – manual lift and manual lower

Sleeping surface width 1070mm x length 2000mm

Overall width 1170mm x length 2180mm

Adjustable height 370- 740mm on 125mm braking wheels (340-700 on 100mm wheels)

High clearance for lifters 180mm

Optional extra - bed extension 100mm or 200mm

Maximum User Weight 220kg capacity

Mattress is ordered separately

Consider OH&S re access - consider bariatric wide pull apart bed

Watercomfort will include for critical care upon request UPS (uninterrupted power system) ie battery backup

**RAP ITEM CATEGORY: AB01**

**PRODUCT CODE:**

**7001**

**PRODUCT NAME: ULTRA LO ELECTRIC BED**

Alrick Ultra Low bed

Single 3' electric bed, sheet metal base

Electric hilo, electric head & electric knee break

Vascular support – manual lift and manual lower

Sleeping surface width 880mm x length 2000mm

Overall width 974mm x length 2155mm

Adjustable height LOW 195 - 680mm on 100mm braking wheels (225-710 on 125mm wheels)

Optional extra - bed extension 200mm

Maximum User Weight 1700kg capacity

Mattress is ordered separately

Consider OH&S re access - consider pull apart bed

Watercomfort will include for critical care upon request UPS (uninterrupted power system) ie battery backup

**RAP ITEM CATEGORY: AB01**

**PRODUCT CODE: ETUDE4**

**PRODUCT NAME: ELECTRIC BED**

Invacare standard single pull apart bed

Electric hilo, electric head & electric knee break

Vascular support – ratchet raise and lower

Includes hospital grade mattress with medisoft cover 125mm high

Sleeping surface width 900mm x length 2000mm

Overall width 1003mm x 2300mm length

Adjustable height 400mm to 800mm

Backrest angle 0-70, Thigh angle 0-20, Trendelenburg 10-30, RT 25

Maximum User Weight 180kg capacity

Beds are Hire equipment ONLY

Mattress is ordered separately

Watercomfort will include for critical care upon request UPS (uninterrupted power system) ie battery backup



---

## **OTHER BEDS ON CONTRACT**

### **AB01 PROSAIC**

Prosaic - Standard Pull Apart Electric Hi/Lo Bed - No Mattress

### **AB01 SS-868**

SS-868 Standard Pull Apart Electric Hi/Lo Bed - No Mattress

---

AB09 SS-868R      SS-686 Pull Apart Bed Rails      Pheonix Healthcare

Watercomfort Company will supply UPS with the hire of an electric bed for critical care clients, upon request.

**UPS** = uninterrupted power supply i.e. **Battery backup**

The following information varies for the new UPS system (information available shortly)

### **INSTRUCTIONS FOR USE OF THE AAMK REHAB UPS.**

**Note: Do Not Panic when the UPS Activates during Commercial Mains Failure. The UPS will not be exhausted during an outage if you have set usage outlets correctly.**

#### **Connecting the UPS to the Mains:**

1. The UPS Must be plugged directly into a 240v 10A GPO - Powered 'ON' PERMANENTLY.
2. The UPS cannot be connected through a Power board or other Sharing Device.
3. The UPS is intended for use on Critical rehab equipment (One UPS one Device).
4. Careful consideration must be given to restricting access to the UPS outlets.
5. These outlets (3) must be reserved for and used exclusively by the Critical equipment.

#### **Set-up Instruction:**

1. Connect the UPS Directly to a known working 10 Amp General Purpose Outlet using the supplied IEC Cable.
2. Switch the UPS on using the front panel on / off Push Button.
3. The UPS conducts a short self-test and should return to the normal mode of a steady Green illuminated Lamp.
4. Connect the Critical Device to one of 3 Uninterrupted Outlets and Test with Mains Power On.

#### **Operation Test:**

5. Switch off the Wall Outlet powering the UPS and again test the Critical Equipment whilst the UPS is in the Alarm Mode.
6. The UPS should deliver Power to the Critical Equipment whilst Audibly indicating Mains Power loss with a short Beep every couple of seconds.
7. During Battery Powered output to the Critical equipment the Green Lamp on the front panel should Flash to signify Mains Power Loss ~ in conjunction with the Audible Beep.
8. Switch Mains back on ~ The UPS will return to normal operation.
9. The UPS Must be Powered Permanently to maximise standby Power output.

#### **Do Not:**

1. Overload the UPS ~ it is intended to keep Critical Equipment functioning during short periods of Commercial Mains Power outages. (Max output 420 Watts continuous for 3 Minutes).
2. Open the UPS, as there are no user serviceable parts inside.
3. Allow the UPS to contact or operate in a wet environment.
4. Connect any device other than the Critical Equipment into the UPS outlets.
5. Connect Powerboards to the UPS outlets.
6. Attempt to clean the UPS other than normal dusting and damp cloth methods.

#### **You May:**

1. Move the UPS with the Critical Equipment at any time with due consideration to the above.
2. Test the UPS for confidence at your own discretion ~ remember that the UPS is intended for normal usage and not test exercises.
3. Clean the UPS with normal electrical safe guards being taken.

**Expected UPS (Battery) delivery: Pressure Care Overlay Air Pumps:** Depends on Brand and settings ~ Average working time 3 hours. **Powerlift recliners** 7 ~ 10 weighted movements.

**Electric Beds** – 5 Hi-lo movements or 15 Head raise movements. It is recommended that you keep the UPS Powered to maintain the Internal Battery condition and output availability.


For help with any of the above information – call A AMK Rehab Freecall 1800813254.

# MATTRESSES

**AB14 MSSPG**  
MSS Premier Glide  
Foam mattress 8"



**PLUS**  
**AB16 Repair**  
To modify  
for wide bed



## **Reduces potential for tissue damage**

The *Invacare® Sofform Premier Glide* patented Glide system allows the mattress to fully conform to the bedframe, optimising the properties of a profiling bed and significantly reducing the potential for tissue damage caused

## **Pressure ulcer prevention**

The *Soft form Premier Glide* features a deep-contoured insert pad which is designed to maximise the body contact area and optimise pressure reduction / anti - decubitus.

## **Optimises the benefits of an electronic profiling bed**

Profiling mattress maximises the benefits of an electronic profiling bed, delivering improved patient positioning,

## **Two -way stretch cover**

The mattress cover is two - way stretch and conforms to the deep contoured castellations on the upper surface of the mattress, minimising "rucking" and further reducing the potential for tissue damage .

**AB14 H201** Thin 2" Foam Hospital mattress

**AB14 H501** Std 5" Foam Hospital mattress

**AB14 H701** Deluxe 7" Foam Hospital mattress

**AB14 3CORE** Eurocare Foam mattress 5"

**AB14 CONVOCELL** Eurocare Convocell Foam mattress 5" 2 layer

**AB14 DYNAMIC** Eurocare Dynamic Foam mattress 5" 2 layer

**AB14 VISCOCELL** Eurocare Viscozell Foam mattress 5" 2 layer